

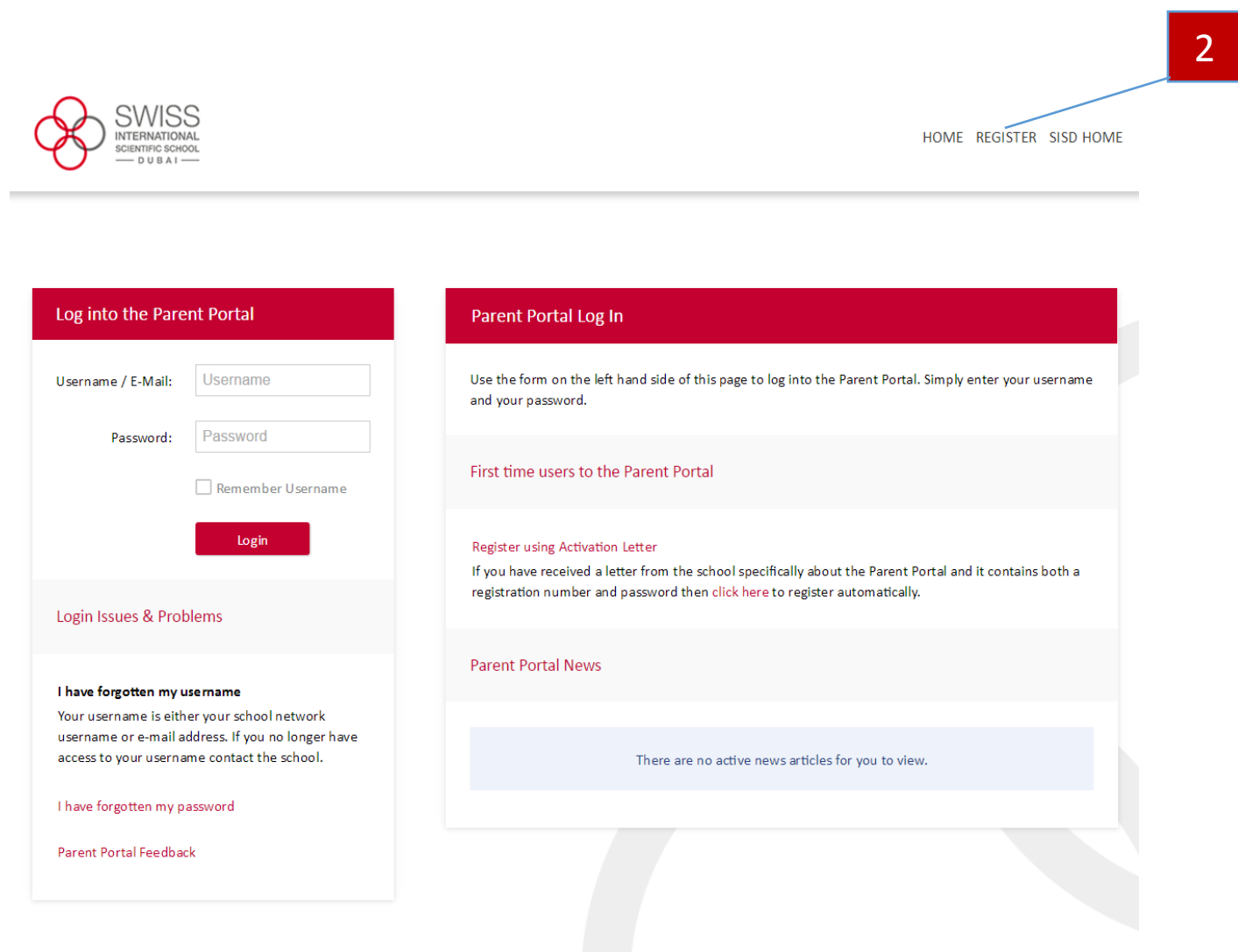
Parent Portal Activation Document

To activate your parent portal account, please follow these simple steps below:

1. Click on the link below:

<https://sisd.parents.isams.cloud/>

2. Click on the **REGISTER** tab on the top right-hand corner of the screen.



2

HOME REGISTER SISD HOME

Log into the Parent Portal

Username / E-Mail:

Password:

Remember Username

Login

Login Issues & Problems

I have forgotten my username
Your username is either your school network username or e-mail address. If you no longer have access to your username contact the school.

I have forgotten my password

Parent Portal Feedback

Parent Portal Log In

Use the form on the left hand side of this page to log into the Parent Portal. Simply enter your username and your password.

First time users to the Parent Portal

Register using Activation Letter
If you have received a letter from the school specifically about the Parent Portal and it contains both a registration number and password then [click here](#) to register automatically.

Parent Portal News

There are no active news articles for you to view.

Parent Portal Activation Document

3. Enter the **Registration number** and the **Registration password** that was provided to you in the **activation email** sent and click the **REGISTER** button below.

PARENT PORTAL REGISTRATION BY EMAIL OR LETTER

This option should **only** be used if you have received an email or letter from the school which clearly provides both a registration number and password. If you have not received an email or letter for registering on this portal please contact the school.

N.B. If the information you type below is correct the next page will ask you for your email address and allow you to specify a password.

3

Registration Number:

Enter the Registration Number that is specified in the Parent Portal email or letter.

Registration Password:

Enter the Registration Password that is specified in the Parent Portal email or letter.

* The fields in red are required.

Register

Reload

Parent Portal Activation Document

- Once you click on Register button it will ask you to enter your 'parent' details, please see an example below.

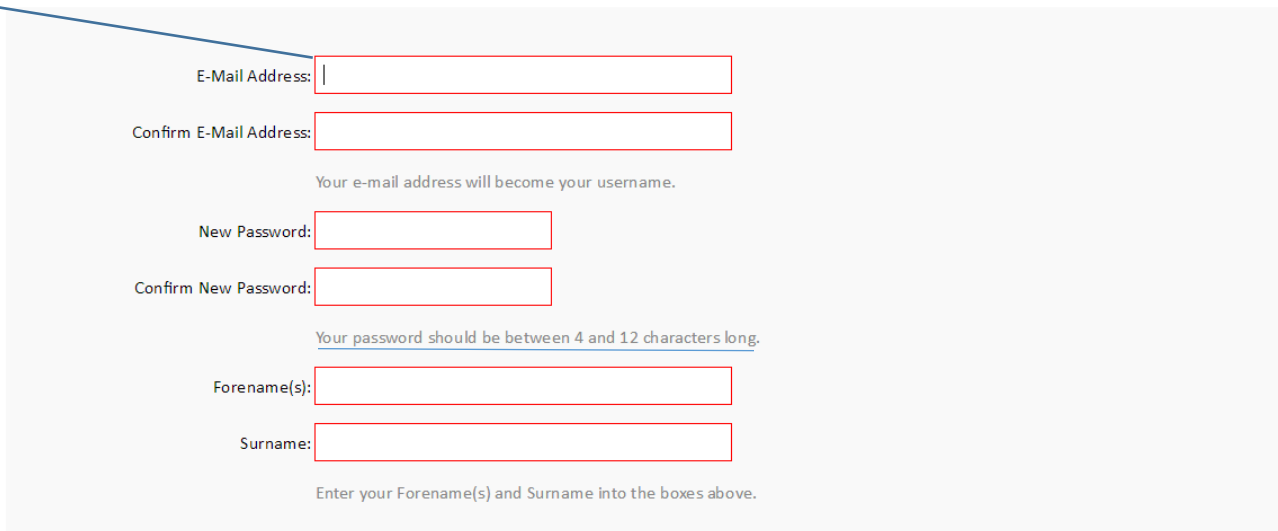
PARENT PORTAL - ACCOUNT SETUP

The Parent Portal has successfully matched the information you gave and data held within the school's database.

To create your account please enter your e-mail address, which will become your username, and a new password. We also require for you to enter your forename(s) and surname.

4

When you have completed the form please click the 'Create Account' button.



E-Mail Address:

Confirm E-Mail Address:

Your e-mail address will become your username.

New Password:

Confirm New Password:

Your password should be between 4 and 12 characters long.

Forename(s):

Surname:

Enter your Forename(s) and Surname into the boxes above.

* The fields in red are required.

Create Account

Reload

Please remember the email id which you are provided here. This email address will become your username.

Parent Portal Activation Document

- Once you click on the **Create Account** button a verification email will be sent to the email address entered. (**Please check your spam folder, if you do not receive it in the inbox*).

ACCOUNT SETUP - VERIFICATION REQUIRED

The Parent Portal has sent an email to the email address you provided. It contains instructions on how to verify your account. It involves clicking on a link within the e-mail that will redirect you to the Parent Portal where it will activate your account.

This is so that we can verify that the e-mail address you provided is correct and is accessible by you.

You can not use your account until you have completed the steps above.

[Return to the Parent Portal homepage](#)


- Click on the **verify email address** link to activate your account.

6

Parent Portal - Account Activation

Verify E-Mail Address
In order to activate your account the e-mail address you gave must be verified.
Please click on the link below to verify your e-mail address or copy it into your web browser's address bar.

Username: parentemailid@gmail.com
E-Mail Address: parentemailid@gmail.com
Verify E-Mail Address: <https://sisdparents.isams.co.uk/api/register/verify/?Address={guid={4917D343-4F33-47E8-AE34-28EB2B993FA8}}>



This is an automated e-mail and is sent by SISD noreply@sisd.ae.
If you reply to this e-mail please verify that this or any other address used by the sender is the one to which you wish to reply.

This notification has been created by iSAMS Exchange Received: 04 Apr 17 [11:38]